



REVISED

AGENDA REQUEST FORM

THE SCHOOL BOARD OF BROWARD COUNTY, FLORIDA

MEETING DATE	2017-09-06 10:05 - School Board Operational Meeting
AGENDA ITEM	ITEMS
CATEGORY	FF. OFFICE OF ACADEMICS
DEPARTMENT	Student Assessment & Research

Special Order Request <input type="radio"/> Yes <input checked="" type="radio"/> No
Time
Open Agenda <input checked="" type="radio"/> Yes <input type="radio"/> No

ITEM No.:

FF-2.

TITLE:

Second Amendment between The School Board of Broward County, Florida and College Entrance Examination (College Board) for SAT and PSAT School Days

REQUESTED ACTION:

Approve the second amendment between The School Board of Broward County, Florida (SBBC) and College Entrance Examination Board (College Board) for PSAT School Day Pilot for select Eighth Grade Students, PSAT School Day for Freshmen, SAT School Day for Juniors, and SAT School Day for select at-risk Seniors at each Broward County Public Schools (BCPS) District High Schools and select District Middle Schools.

SUMMARY EXPLANATION AND BACKGROUND:

The SAT and PSAT School Day program provides equal opportunity and access for all students to participate in a college entrance examination. This program encourages more students to take a college entrance test and apply to college, increases the number of students who meet college readiness standards, and decreases the number of students who have not met the ELA assessment requirements for graduation. BCPS proposes to implement the PSAT 8/9 for 5,000 eighth grade students and 18,284 Freshmen on October 11, 2017 and the SAT on March 7, 2018 for all 18,565 Juniors. Seniors who still need a concordant score for graduation will be offered the SAT on March 7, 2018.

This Second Amendment has been reviewed and approved as to form and legal content by the Office of the General Counsel. ~~(PENDING)~~

SCHOOL BOARD GOALS:

Goal 1: High Quality Instruction Goal 2: Continuous Improvement Goal 3: Effective Communication

FINANCIAL IMPACT:

There is a financial impact of approximately ~~\$640,959.00~~ \$778,959.00 to the District for PSAT and SAT School Day.
See Supporting Docs for Financial Impact.

EXHIBITS: (List)

(1) Financial Impact Supporting Document REMOVED (2) Executive Summary FF-2 2017 (3) College Entrance Examination Board 8_25_17 (4) SAT School Day Brief and Memo 2016-17 (5) SAT School Day Snapshot 2016-17 (6) Memo to Revise

BOARD ACTION:

APPROVED

(For Official School Board Records Office Only)

SOURCE OF ADDITIONAL INFORMATION:

Name: Richard Baum	Phone: 754-321-2500
Name:	Phone:

THE SCHOOL BOARD OF BROWARD COUNTY, FLORIDA
Senior Leader & Title

Daniel Gohl - Chief Academics Officer

Signature
Daniel F. Gohl
8/31/2017, 4:05:27 PM



Approved In Open Board Meeting On:

SEP 06 2017

By: *Abby M. Freedman*
School Board Chair

THE SCHOOL BOARD OF BROWARD COUNTY, FLORIDA
OFFICE OF THE SUPERINTENDENT
ROBERT W. RUNCIE
SUPERINTENDENT OF SCHOOLS

August 31, 2017

TO: School Board Members
FROM: Daniel Goh 
Chief Academic Officer
VIA: Robert W. Runcie 
Superintendent of Schools

SUBJECT: Revision to FF-2, Second Amendment between The School Board of Broward County, Florida and College Entrance Examination (College Board), for the September 6, 2017 School Board Operational Meeting

Attached is a revision for FF-2, Second Amendment between The School Board of Broward County, Florida and College Entrance Examination (College Board) for the September 6, 2017 School Board Operational Meeting.

Due to delays with contract changes and approval, item needed late revisions which involved uploading final contract with legal approval, changes to Executive Summary, changes to Agenda Request Form, and additional documentation in support of item.

RWR/DG:rs
Attachments

c: Senior Leadership Team

EXECUTIVE SUMMARY

Below is an executive summary for the second continuation of the Agreement between The School Board of Broward County, Florida and College Entrance Examination Board (College Board), which supports the academic and personal enrichment of students in Broward County Public Schools.

Agenda Item	College Board (PSAT School Day for select 8 th grade students, PSAT School Day for Freshman, SAT School Day for Juniors and SAT School Day for select Seniors)
Status	Approve the second continuation Agreement between The School Board of Broward County, Florida and College Entrance Examination Board (College Board). The term of this agreement shall be for a period of one (1) year from the date it is fully executed by both parties.
Funding Source	There is a financial impact of approximately \$778,959.00 to the District for PSAT and SAT School Day.
Service Locations	<p>Based on the request of high school principals and the recommendation of the High School Cadre Directors and the Office of Secondary Learning all high school students at grade 9 will be provided the PSAT School Day for Freshman, all students at grade 11 will be provided the SAT School Day for Juniors and grade 12 students whom have not yet reached a level 3 on the Grade 10 FSA ELA and are attempting to meet the graduation requirement via a SAT score of 430 will be provided the SAT School Day for Seniors at each Broward County Public High School.</p> <p>This Agreement will implement a PSAT School Day for select 8th grade students in select Broward County Public Middle Schools (Apollo Middle, Deerfield Beach Middle, Forest Glen Middle, Glades Middle, Indian Ridge Middle, Lyons Creek Middle, New River Middle, Sawgrass Springs Middle, Silver Trail Middle, William Dandy Middle. These middle schools actively volunteered to participate in this pilot program.</p>
Managing Department	Office of Academics Department of Student Assessment and Research
Source(s) of Additional Information	Daniel Gohl 754-321-2618 Valerie Wanza 754-321-3838 Richard Baum 754-321-2500
Project Description	In an effort to provide equal and full access to the college admissions process and to establish a college going-culture and encourage more high school students to take the test and apply to college, Broward County Public Schools proposes to implement a PSAT for 5,000 8 th grade students, 18,284 Freshmen (9 th grade) on Wednesday, October 11, 2017, SAT School Day for 18,565 Juniors (11 th grade) and Seniors (12 th grade) at-risk on Wednesday, March 7 th , 2018. As part of this agreement, College Board will provide a full

	<p>time Curriculum Coordinator to assist the District in creating and providing strategic support to high schools to prepare students for the test, applying for potential scholarships and increase access to advanced placement and AP capstone programs.</p> <p>The SAT School Day program has been reported by high school instructional leadership as successful in terms of providing equity to students in college application and subsequent instructional changes resulting in increasing performance on the SAT. This initiative has provided access to college entrance exams for all 11th grade students in Broward County Public High schools. It has virtually eliminated the participation gap between minority and non-minority students, Free and Reduced Priced Lunch and non-Free and Reduced Priced Lunch students, English Language Learners and non-English Language Learners. Overall, participation increased from 50% in 2015 (prior to SAT School Day) to 87% in 2016 and 2017. Additionally, performance on the SAT has increased substantially from 2016 to 2017. Average performance on the Evidence-Based Reading and Writing score increased from 492 in 2016 to 503 in 2017 and the math score increased from 477 in 2016 to 481 in 2017. Over 2,600 students who had not previously met graduation requirements for Reading achieved a concordance score on SAT School Day 2017.</p> <p>In conjunction with the State of Florida’s initiative that provides access to the College Board PSAT for all students in grade 10 this BCPS initiative will provide a comprehensive and standardized longitudinal support program for individual student’s college readiness, an external set of data points to review the alignment of BCPS curriculum with national expectations, and provide insight on how to support the elimination of achievement gaps among demographic subgroups. Additionally, the State of Florida passed legislation during the 2017 session which requires the FL DOE to study the use of the PSAT, SAT and other external college readiness examinations for use as potential alternatives to the current FSA for graduation eligibility.</p>
Impact Statement	<p>College Board has assigned a Curriculum Coordinator to work with the district and schools when student scores are released to determine an appropriate plan of action to further increase student college readiness and scholarship opportunities. Broward’s office of Student Assessment & Research as well as the Office of School Performance and Accountability will work with the Office of Academics to review and plan around student data results. Additionally, office of Student Assessment & Research will produce an annual report of participation and performance for the SAT School Day program.</p>

SECOND AMENDMENT TO AGREEMENT

THIS SECOND AMENDMENT TO AGREEMENT is made and entered into as of this 13TH day of JULY, 2017, by and between

THE SCHOOL BOARD OF BROWARD COUNTY, FLORIDA
(hereinafter referred to as "CLIENT"),
a body corporate and political subdivision of the State of Florida,
whose principal place of business is
600 Southeast Third Avenue, Fort Lauderdale, Florida 33301

and

COLLEGE ENTRANCE EXAMINATION BOARD
(hereinafter referred to as "COLLEGE BOARD"),
having its principal place of business at
250 Vesey Street
New York, New York 10281

WHEREAS, SBBC and COLLEGE BOARD entered into an Agreement dated August 31, 2015 (hereafter "Agreement"); and

WHEREAS, the parties mutually desire to exercise its second of two (2) options to renew the Agreement for a Period of one (1) additional year; and

WHEREAS, the parties mutually desire to amend certain provisions of the Agreement.

NOW, THEREFORE, in consideration of the premises and of the mutual covenants contained herein and the sum of Ten Dollars (\$10.00) and other good and valuable consideration, the receipt and sufficiency of which is hereby acknowledged, the Parties hereby agree as follows:

1. **Recitals.** The Parties agree that the foregoing recitals are true and correct and that such recitals are incorporated herein by reference.

2. **Term of Agreement for the second renewal term.** The Agreement is hereby renewed for one (1) year beginning October 1, 2017 through September 30, 2018.

3. **Amended Provisions.** The parties hereby agree to the following amended provisions to the Agreement:

- a) Section 1.0 is hereby amended for the second renewal term to add the following provision:
1.2 **Services & Deliverables for the second renewal term.** The COLLEGE BOARD shall furnish CLIENT with the exams, products, services, and/or deliverables ("Deliverables") in accordance with (1) **Schedule 1 to the Second Amendment of**

Agreement, SAT Day Program (hereinafter “**Schedule 1**” which is attached and incorporated herein), and (2) **Schedule 2 to the Second Amendment of Agreement PSAT 8/9 Assessment Early Participation Program Fixed Fee Schedule** (hereinafter “**Schedule 2**” which is attached and incorporated herein).

- b) Section 3.0 is hereby amended for the second renewal term to add the following provision:
 3.1 Fees and Payment for the second renewal term. The CLIENT shall pay for all associated fees in accordance with the terms specified in **Schedule 1** and **Schedule 2** for satisfactory services performed according to the terms of this Second Amendment.

- c) Section 9.0 is hereby amended for the second renewal term to add the following provision:
 9.19 **Disclosures of student information by CLIENT to COLLEGE BOARD.** CLIENT shall obtain written consent from the parent/guardian or student age 18 or over prior to disclosing any personally identifiable student information to COLLEGE BOARD, including information transmitted in the Bulk registration process.

4. **Order of Precedence Among Agreement Documents.** In the event of conflict between the provisions of the Agreement and the provisions contained herein, the provisions of the following documents shall take precedence in this order:

- a) This Second Amendment to Agreement;
- b) the First Amendment to Agreement; and
- c) the Agreement.

5. **Other Provisions Remain in Force.** Except as expressly provided herein, all other portions of the Agreement remain in full force and effect.

6. **Authority.** Each person signing this Second Amendment to Agreement on behalf of either party individually warrants that he or she has full legal power to execute this Second Amendment to Agreement on behalf of the party for whom he or she is signing, and to bind and obligate such party with respect to all provisions contained in this Second Amendment to Agreement.

IN WITNESS WHEREOF, the Parties hereto have made and executed this Second Amendment to Agreement on the date first above written.

FOR SBBC

**THE SCHOOL BOARD OF BROWARD
COUNTY, FLORIDA**

By Abby M. Freedman
Abby M. Freedman, Chair

Approved as to Form and Legal Content:

Kathelyn Jacques-Adams

Digitally signed by Kathelyn Jacques-Adams, Esq
kathelyn.jacques-adams@browardschools.com
Reason: College Entrance Examination Board - SAT and
PSAT
Date: 2017.08.30 17:24:30 -0400'

Office of the General Counsel

(Corporate Seal)

ATTEST:

Robert W. Runcie
Robert W. Runcie, Superintendent of Schools

FOR COLLEGE BOARD

(Corporate Seal)

College Entrance Examination Board

ATTEST:

By [Signature]
Signature

_____, Secretary

Printed Name: Jeremy Singer

Title: Chief Operating Officer

^{-or-}
[Signature]
Witness

Witness

STATE OF New York

COUNTY OF Kings

The foregoing instrument was acknowledged before me this 31st day of August, 2013 by Jeremy Singer of College Entrance Examination Board Name of Person

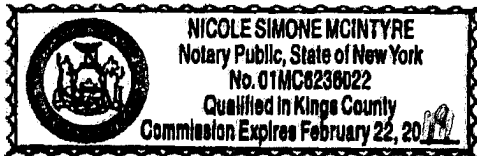
College Entrance Examination Board on behalf of the corporation/agency. He/She is personally known to me or produced _____ as identification and did/did not first take an oath. Type of Identification

My Commission Expires: 2/22/14

[Signature]
Signature – Notary Public

Nicole Simone McIntyre
Printed Name of Notary

01MC8236022
Notary's Commission No.



**Schedule 1 to Second Amendment of Agreement
SAT SCHOOL DAY PROGRAM
FIXED FEE SCHEDULE**

I. BACKGROUND

The College Board will support the Client in administering the SAT exam during a school day. Under this Schedule, 'SAT' will be used to refer to both the SAT (without essay) and the SAT with Essay, as applicable. The scope of services encompasses a Client-sponsored SAT School Day administration and delivery of SAT data and reports through our online data portal (the 'Program').

II. DELIVERABLES

The College Board shall furnish the following SAT School Day deliverables and reports to the schools designated by the Client in Section IV (List of 'Participating Schools').

1. **School and Student Deliverables:**
 - a. SAT test materials (test booklets)
 - b. Student Online Score Report, delivered via the College Board website
 - c. Access to Official SAT Practice on Khan Academy; students can link their College Board and Khan Academy accounts to receive free personalized practice recommendations based on their performance.
 - d. School online access to individual student score reports and aggregate score reports, and downloadable student data file.
 - e. Materials to support test administration (copies sent to schools)
2. **Deliverables:**
 - a. Client online access to individual student score reports and aggregate score reports, and downloadable student data file, delivered via the College Board website.

3. **Delivering SAT Practice Tools and Support.** In addition to the free practice tools available at <http://sat.collegeboard.org/practice>, all students will have access to free, personalized, and focused practice resources through the College Board's collaboration with Khan Academy. Practice materials for the SAT exam are available at the Khan Academy website (<http://satpractice.org>). Client and participants shall use the Khan Academy practice tool and materials in accordance with Khan Academy's guidelines.

Additional SAT Readiness products (e.g., publications) and services (e.g., Professional Development Workshops) are not included as part of the Program. The Client may purchase these products and services separately.

4. **Providing Accommodations to Participants with Disabilities.** Accommodations for Participants with disabilities will be granted and administered according to the College Board's standard eligibility and administration procedures. Participants must apply for accommodations under the College Board's Services for Students with Disabilities (SSD) program and must follow the SSD program's published procedures, which can be found at collegeboard.org/SSD. Only College Board-approved accommodations are permitted. Any provided accommodations not previously and explicitly approved by the College Board's SSD program will result in scores that are not valid, and that cannot be reported to colleges, scholarship programs and other designated score recipients. Client will be responsible for ensuring that an appropriate accommodations coordinator ('SSD Coordinator') is designated for each school to facilitate the application for and administration of approved accommodations. The 'SSD Coordinator Form' (used to establish an SSD Coordinator) is available at the above-referenced websites. Participants with accommodations previously approved by the College Board, and who have a College Board-issued SSD code, do not need to reapply for accommodations under this Program.
5. **Required Information.** The Client shall furnish the College Board with: (i) a list of participating schools as prescribed in Section IV (List of Participating Schools); (ii) a review of estimated student enrollment from a public data source as prescribed in Section V (Fee Calculation for Service and Deliverables); and (iii) the Client's contacts as prescribed in Section VI (Client Contact Information). The Client will review the pre-populated enrollment data from public data sources and send any adjustments as prescribed in Section V (Fee Calculation for Service and Deliverables).

Changes to the list of participating schools must be submitted by the deadline as noted below. Schools without a valid six-digit College Board school code must submit a request for one by the deadline noted.

Administration Date	Deadline to submit changes	Deadline to apply for school code
March 7, 2018	February 2, 2018	January 19, 2018

In the event that any of the Client's schools are omitted from the List of Participating Schools or listed without valid school codes, beyond the deadline dates listed above, such schools shall not be covered under this Schedule. Additionally, information relating to Participants who incorrectly enter a grade or fail to enter a grade on their answer sheets, will be incorrectly depicted in reports furnished under this Schedule, and Client acknowledges that no adjustments can be made.

6. **Communications.** The College Board will create and send a series of customized communications to support the Program. Communications will be organized and delivered in three phases: (1) Announcement and Awareness, which covers pre-test communications to inform Students, parents, districts and schools about the general purpose and goals of the SAT School Day initiative as well as key 'what to expect' information to help all Participants complete the necessary activities before test day; (2) Readiness and Preparation, which covers communications that school personnel will need to prepare and deliver the actual School Day experience, including important reminders from the College Board to Participants and their parents to make sure they know what to expect on test day; and (3) Post-Test Activity Reminders and Updates, which covers important information for school personnel, Participants and parents, as well as communications to all those who contributed to the success of the Program.
7. **Training of Designated Personnel at the Participating Schools.** The College Board will provide all necessary training and/or instructional materials to designated Client personnel who will act as SAT School Day Test Supervisors and Coordinators, SSD Coordinators, Associate SAT School Day Coordinators, Proctors, and Hall Monitors (collectively 'Designated Personnel'). The required training and/or instructional materials will be made available by the College Board to the Client and **must be completed two weeks before the test administration date.**

Designated SAT School Day Test Supervisors and Coordinators are required to adhere to all of the College Board's procedures, policies, and protocols related to test administration as specified in the SAT School Day Supervisor training and instructional materials, and may be required to complete SAT School Day staff agreements. Client is responsible for ensuring compliance with all required Designated Personnel training. College Board reserves the right to cancel the administration of the Program at any participating school where any Designated Personnel fail to complete such training prior to the scheduled test administration.

8. **SAT Student Guide distribution to Students.** Client shall ensure that copies of the SAT Student Guide are distributed to all Students **at least one week before test administration date.**
9. **SAT School Day Customer Service for Educators:**
The College Board will provide the Client with telephone customer service support for educators. Specifically the College Board will provide:
- Step-by-step assistance with College Board online tools (SSD System)
 - Assistance with completing required forms (AI Request Form)
 - Assistance with obtaining additional materials (Publications)
 - Feedback mechanism for counselors
- Standard hours of operation: Monday through Friday 9:00 a.m. to 5:00 p.m. Eastern Standard Time. Customer service for the SAT Program can also be accessed online at the following web address: <http://sat.collegeboard.org/contact>.

III. SAT SCHOOL DAY TERMS AND CONDITIONS

SAT Program

1. **SAT Ownership.** The Client agrees and acknowledges that the SAT exam, SAT with Essay exam, and all items (questions) contained therein, including all copies thereof, all examination materials and all data, including but not limited to student scores derived from the exam, collected under this Agreement are at all times exclusively owned by the College Board, who is the exclusive owner of all rights therein, in and to the SAT examination including, without limitations, all copyrights, trademarks, trade secrets, patents and other similar proprietary rights, and all renewals and extensions thereof. Nothing in this Agreement should be interpreted to indicate that the College Board is passing its proprietary rights in and to the SAT exam, and/or SAT with Essay exam, to the Client or that its normal security procedures will be altered in any way. SAT is a registered trademark of the College Board.

SAT Data License

2. **SAT Data and Reporting.** For the April 10, 2018 administration, SAT question content and answer explanations will be provided in the online system, for the Primary Test Date only.

- 2.1 The College Board grants the School District a non-exclusive, limited and revocable license to use the questions and answers explanations for the sole purpose of classroom teaching and internal reporting purposes. School District understands and acknowledges that the questions and answers explanation includes College Board copyrighted content and may also include third party copyrighted content for which the School District may only use for the

aforementioned purposes. School District acknowledge and agrees that it has no right to upload or post to any website, cache, reproduce, modify, display, edit, alter or enhance any portion of the document or the third party content in any manner unless it has express written permission from the College Board and the owner of any third party content.

- 2.2 The College Board reserves the right to revoke the above license grant if the School District violates the terms of the license. In addition, the College Board shall not be liable to the School District nor any third party for School District's use of the question and answers explanation (including but not limited to, any copyright infringement claims) beyond the scope of the license.
- 2.3 College Board Data shall be used only to enable the Client to incorporate College Board Data into its analysis and educational data warehouse systems to improve college readiness.
- 3. **The College Board License Grant and Terms of Use:**
 - 3.1 The Client shall not use the College Board Data for any other purpose except as granted in this Data License Agreement, nor shall they publish, for any purpose other than that granted herein, any College Board Data or any derivative works containing College Board Data without prior written consent of the College Board.
 - 3.2 The Client acknowledges the sensitive and confidential nature of the College Board Data and it agrees that access to College Board Data will be given only to those employees who agree to be bound by the terms of this Data License Agreement.
- 4. **Ownership of the Data:**
 - 4.1 The College Board Data are, and at all times will remain, the sole property of the College Board. The College Board retains all right, title and interest in and to the College Board Data, and all copies thereof (including, without limitation, all copyrights, trade secrets, trademarks, patents and other similar proprietary rights therein).
 - 4.2 The Client shall not reveal or release the College Board Data or transfer or assign any rights hereunder, in whole or in part, whether voluntary or by operation of law, without the prior written consent of the College Board.
- 5. **Client License Grant and Terms of Use:**
 - 5.1 The College Board shall not use the Client Data for any other purpose except as granted in this Data License Agreement, nor shall they publish, for any purpose other than granted herein, any Client Data or any derivative works containing Client Data without prior written consent of the Client.
 - 5.2 The College Board acknowledges the sensitive and confidential nature of the Client Data and it agrees that access to the Client Data will be given only to those employees, who agree to be bound by the terms of this Data License Agreement.

SAT Administration

6. **SAT Test Dates and Participating Grade.** The Client has agreed to administer the SAT to following Participating Grade(s) on the Primary and Makeup Test Dates noted below:

Participating Grade(s)	Primary Test Date	Makeup Test Date
11	March 07, 2018	March 21, 2018
12	March 07, 2018	March 21, 2018

Participants who are absent from the Primary Test Date are eligible to take the test on the Makeup Test Date mentioned above. Client acknowledges that there are no designated or national administration makeup test dates associated with the April 24, 2018 Primary Test Date.

7. **Administering the SAT.** The SAT will be administered under standard College Board test administration and security protocols as specified in the SAT School Day Test Supervisor Manual and SAT School Day Test Supervisor training and instructional materials, unless otherwise stated in this Schedule, and will result in scores that are reportable to colleges for admissions purposes. In accordance with College Board policies, any test irregularity, including mis-administrations or security breaches, will be thoroughly investigated and may result in score cancellations. The Client is responsible for making all necessary arrangements to ensure that the testing environment and the security of all test materials satisfy College Board requirements as specified in the SAT School Day Supervisor training and instructional materials. The test will be administered by Client-employed personnel, who will not receive additional remuneration by the College Board. All Participants must test on either the designated test day or, when available, designated makeup test day. This Agreement does not guarantee that all

Students targeted by Client for the Program will actually test. It is the responsibility of the Client to encourage Participants to complete the Program. Participants will follow the guidelines on the SAT website and in student materials sent by the SAT Program.

IV. LIST OF PARTICIPATING SCHOOLS

DISTRICT NAME	SCHOOL NAME	SCHOOL CODE	ADMINISTRATION
Broward County Public Schools	AMIKids - Greater Fort Lauderdale	102413	SAT School Day: March 7, 2018
Broward County Public Schools	Atlantic Technical High School	100324	SAT School Day: March 7, 2018
Broward County Public Schools	Blanche Ely High School	101430	SAT School Day: March 7, 2018
Broward County Public Schools	Boyd H Anderson High School	100479	SAT School Day: March 7, 2018
Broward County Public Schools	Broward Regional Detention Center	100409	SAT School Day: March 7, 2018
Broward County Public Schools	Broward Virtual School	100603	SAT School Day: March 7, 2018
Broward County Public Schools	Broward Youth Treatment Center	102692	SAT School Day: March 7, 2018
Broward County Public Schools	Charles W Flanagan High School	101424	SAT School Day: March 7, 2018
Broward County Public Schools	Coconut Creek High School	101433	SAT School Day: March 7, 2018
Broward County Public Schools	College Academy at Broward Community College	100343	SAT School Day: March 7, 2018
Broward County Public Schools	Cooper City High School	100286	SAT School Day: March 7, 2018
Broward County Public Schools	Coral Glades High School	100332	SAT School Day: March 7, 2018
Broward County Public Schools	Coral Springs High School	100299	SAT School Day: March 7, 2018
Broward County Public Schools	Cypress Bay High School	101842	SAT School Day: March 7, 2018
Broward County Public Schools	Dave Thomas Education Center West	101427	SAT School Day: March 7, 2018
Broward County Public Schools	Deerfield Beach High School	100380	SAT School Day: March 7, 2018
Broward County Public Schools	Dillard High School	100480	SAT School Day: March 7, 2018
Broward County Public Schools	Everglades High School	101807	SAT School Day: March 7, 2018
Broward County Public Schools	Fort Lauderdale High School	100490	SAT School Day: March 7, 2018
Broward County Public Schools	Hallandale High School	100636	SAT School Day: March 7, 2018
Broward County Public Schools	Henry D Perry Education Center	100638	SAT School Day: March 7, 2018
Broward County Public Schools	Hollywood Hills High School	100478	SAT School Day: March 7, 2018
Broward County Public Schools	J P Taravella High School	100301	SAT School Day: March 7, 2018
Broward County Public Schools	Lanier-James Education Center	100642	SAT School Day: March 7, 2018
Broward County Public Schools	Lauderhill 6-12	102634	SAT School Day: March 7, 2018
Broward County Public Schools	Marjory Stoneman Douglas High School	101348	SAT School Day: March 7, 2018

Broward County Public Schools	McArthur High School	101817	SAT School Day: March 7, 2018
Broward County Public Schools	Miramar High School	101172	SAT School Day: March 7, 2018
Broward County Public Schools	Monarch High School	100328	SAT School Day: March 7, 2018
Broward County Public Schools	Northeast High School	100494	SAT School Day: March 7, 2018
Broward County Public Schools	Nova High School	100496	SAT School Day: March 7, 2018
Broward County Public Schools	Off Campus Learning Centers	102082	SAT School Day: March 7, 2018
Broward County Public Schools	PACE Center for Girls - Broward County	102687	SAT School Day: March 7, 2018
Broward County Public Schools	Pine Ridge Alternative Center	100461	SAT School Day: March 7, 2018
Broward County Public Schools	Piper High School	101646	SAT School Day: March 7, 2018
Broward County Public Schools	Plantation High School	100497	SAT School Day: March 7, 2018
Broward County Public Schools	Pompano Beach Institute of International Studies	101550	SAT School Day: March 7, 2018
Broward County Public Schools	Pompano Youth Treatment Center	102693	SAT School Day: March 7, 2018
Broward County Public Schools	Seagull Alternative High School	100503	SAT School Day: March 7, 2018
Broward County Public Schools	Sheridan Technical High School	102601	SAT School Day: March 7, 2018
Broward County Public Schools	South Broward High School	100690	SAT School Day: March 7, 2018
Broward County Public Schools	South Plantation High School	101413	SAT School Day: March 7, 2018
Broward County Public Schools	Stranahan High School	100498	SAT School Day: March 7, 2018
Broward County Public Schools	West Broward High School	102181	SAT School Day: March 7, 2018
Broward County Public Schools	Western High School	100476	SAT School Day: March 7, 2018
Broward County Public Schools	Whiddon-Rogers Education Center	100482	SAT School Day: March 7, 2018
Broward County Public Schools	Whispering Pines School	101490	SAT School Day: March 7, 2018
Broward County Public Schools	William T McFatter Technical High School	100344	SAT School Day: March 7, 2018

V. FEE CALCULATION FOR SERVICES AND DELIVERABLES

1. **Program Pricing.** The fee calculation for this Schedule depends solely on the total enrollment figures for the Participating Grade(s) as indicated in the College Readiness Agreement Budget Schedule ('Budget Schedule'), and the official Free and Reduced Price Lunch (FRPL) percentage of the Client. If, during the term covered by this Schedule, the College Board is furnishing other assessments to Client (under separate agreements), or if multiple grades are being tested under this Schedule, the fee calculation for testing under this Schedule represents a greater discount. Please see the table below for specifics.

Free and Reduced Price Lunch (FRPL) Percentage	SAT and two other Suite assessments
	SAT Without Essay
≥50% and <75%	\$27.00

Client will be charged a fixed fee based on enrollment, regardless of how many students actually take the SAT. The enrollment and total cost indicated in the Budget Schedule are estimates; the Client will be given an opportunity to adjust enrollment as follows:

Administration Date	Deadline to submit updated enrollment
March 7, 2018	February 9, 2018

2. **Changes to Enrollment.** If the Client determines, after signing this Schedule, that the enrollment figures provided herein are incorrect by more than 5% (higher or lower), the Client must promptly provide the College Board with the adjusted enrollment figures, and identify how and where the College Board may confirm this information. The Client shall send the updated enrollment figures and an official enrollment report or references, on official letterhead, to: SAT School Day, College Board, 250 Vesey Street, New York, NY 10281, as noted above.

Notwithstanding the foregoing, after the administration of the exam, the College Board may request a verification of enrollment by Participating Grade from the Client. If enrollment figures provided by the Client based on such request, differ from those provided herein, the College Board will adjust the total cost of the Schedule to account for either increases or decreases in enrollment. Additionally, in the event actual participation in a Participating Grade exceeds the Client's enrollment figures indicated herein, the Client shall remit payment to the College Board for any additional students at the then-current rate per student as indicated on the College Board's website currently located at <https://collegereadiness.collegeboard.org/sat/register/>. The College Board will cooperate with the Client regarding the time to remit payment for such fees.

3. **Restrictions.** No Participant will be assessed an individual fee for testing under this Schedule if the Client has chosen SAT with Essay. If the Client has chosen SAT (without Essay) and its participating schools have opted in for student purchased essay, such fees will be billed directly to the schools. The Budget Schedule reflects the option the Client chose. SAT Subject Tests are not offered under this Agreement. Furthermore, there are no test fee waivers granted for Participants.

VI. CLIENT CONTACT INFORMATION

	Primary¹	Data Recipient²	Billing³	Bulk Registration (optional)⁴
Name:	Richard Baum	Richard Baum	Richard Baum	Richard Baum

¹ This is the person to whom the College Board should direct primary communications.

² This is the person to whom The College Board should send the data/data access information for this Schedule, if different from the Primary Contact.

³ This is the person to whom the College Board should send the invoice for this Schedule, if different from the Primary Contact.

⁴ This is the person to whom the College Board should send the bulk registration information and access code for uploading the electronic file for processing.

Title:	Director of Assessment	Director of Assessment	Director of Assessment	Director of Assessment
Address:	600 Southeast 3rd Avenue	600 Southeast 3rd Avenue	600 Southeast 3rd Avenue	600 Southeast 3rd Avenue
City/State/Zip:	Fort Lauderdale, FL 33301	Fort Lauderdale, FL 33301	Fort Lauderdale, FL 33301	Fort Lauderdale, FL 33301
Phone:	7543214257	7543214257	7543214257	7543214257
Email:	richard.baum@browardschools.com	richard.baum@browardschools.com	richard.baum@browardschools.com	richard.baum@browardschools.com

Schedule 2 to Second Amendment of Agreement

**PSAT 8/9 ASSESSMENT
EARLY PARTICIPATION PROGRAM
FIXED FEE SCHEDULE**

I. BACKGROUND

The College Board's Early Participation Program is an initiative to support the involvement of all students in the college-going process at an earlier age while there is still time to inform instruction and learning, and increase students' readiness for college expectations. The College Board supports this initiative by providing Clients with access to additional savings when Clients pay to engage at least one entire grade of students in taking the PSAT 8/9 exam, as indicated on the budget schedule or elsewhere in this Schedule ('Participating Grade'). Shifting this financial obligation from the student to the Client provides greater access for students to the PSAT 8/9 assessment and provides students early entry on the road to college.

II. DELIVERABLES

The College Board shall furnish the following PSAT 8/9 deliverables and reports to the schools designated by the Client in Section IV (List of Participating Schools).

1. **School and Student Deliverables:**
 - a. PSAT 8/9 test materials (test booklets)
 - b. Student Paper Score Report (one copy sent to school)
 - c. Student Online Score Report, delivered via the College Board website
 - d. Access to Official SAT Practice on Khan Academy; students 13 and older can link their College Board and Khan Academy accounts to receive free personalized practice recommendations based on their performance.
 - e. School online access to individual student score reports and aggregate score reports, and downloadable student data file, delivered via the College Board website. In order for the Participating Schools to receive all reports on the data portal, answer sheets must be returned as soon as possible after testing.
 - f. School online access to AP Potential™ for students in 9th grade.
 - g. Educator Guide to the PSAT/NMSQT, PSAT 10 and PSAT 8/9 (one copy sent to each school)
 - h. PSAT 8/9 Supervisor Manual (copies sent to schools based on their test book order; one per 25 tests ordered)

2. **Client Deliverables:**
 - a. Client online access to individual student score reports and aggregate score reports, and downloadable student data file, delivered via the College Board website.
 - b. Client online access to AP Potential

3. **Required Information.** The Client shall furnish the College Board with: (i) a list of participating schools as prescribed in Section IV (List of Participating Schools); (ii) a review of estimated student enrollment from a public data source as prescribed in Section V (Fee Calculation for Service and Deliverables); and (iii) the Client's contacts as prescribed in Section VI (Client Contact Information). The Client will review the pre-populated enrollment data from public data sources and send any adjustments as prescribed in Section V (Fee Calculation for Service and Deliverables). Changes to the list of participating schools must be made no later than **one month prior to Client's selected administration date**. Schools without a valid six-digit College Board school code must submit requests for one soon as possible. It is recommended that schools apply for their school code at least **one month before they plan to order test books**.

In the event that: (i) any of the Client's schools are omitted from the List of Participating Schools or listed without valid high school codes, then such schools shall not be covered under this Agreement and (ii) students in Participating Schools who incorrectly enter a grade or fail to enter a grade on their answer sheets will be incorrectly depicted in reports furnished under this Schedule, and no adjustments can be made to the reports furnished to Client under Section II (Deliverables).

III. PSAT 8/9 TERMS AND CONDITIONS

1. **Ownership of Intellectual Property.** The College Board is the exclusive owner of all rights in and to the PSAT 8/9 assessment, exam booklets, all individual test items (questions) and all data collected therefrom, including but not limited to student scores derived from the exam, and, collected under the registration and administration of the exam. In addition, the College Board is the exclusive owner of the publications and reports described in Section I, including all copyrights, trademarks, trade secrets, patents, and other similar proprietary rights, and all renewals and extensions thereof (collectively 'College Board Intellectual

Property'). Client acknowledges and agrees that, nothing in this Agreement shall be interpreted to indicate that the College Board is passing its proprietary rights in and to College Board Intellectual Property to the Client.

2. **Student Reports.** The College Board hereby grants the Client a limited, nonexclusive, nontransferable, non-assignable right to use the score reports and individual student data for internal purposes only, which includes client-wide training sessions, as long as the data used during training preserves the confidentiality of students. The Client may not use or distribute the score reports externally or to third parties without the express written consent of the College Board.

3. **Confidentiality.** All information exchanged hereunder to which either party shall have access in connection with this Schedule, is confidential ("Confidential Information"), and except as otherwise expressly provided in this Schedule and to the extent permitted by law, neither party will authorize or permit the other party's Confidential Information to be disclosed to any third party, provided, however, that Confidential Information shall exclude any data or information that: (a) is publicly disclosed or expressly approved for public disclosure by the act of an authorized agent of either party; (b) becomes publicly known without breach of any confidentiality obligation; or (c) is required to be disclosed pursuant to any applicable law or regulation, government authority or duly authorized subpoena or court order.

4. **PSAT 8/9 Test Booklets.** The College Board hereby grants to Client during the Term of this Agreement a limited, non-exclusive, non-transferable, non-assignable, revocable license to use the PSAT 8/9 Test Booklets for the sole purpose of administering the PSAT 8/9 assessment and reviewing the scores with students within the classroom of a Participating School. Client shall destroy PSAT 8/9 Test Booklets upon termination of this Agreement.

Except as expressly provided herein, Client is prohibited from copying, disseminating, publishing, displaying or distributing in any form, or reproducing the PSAT 8/9 test booklets in whole or in part, without the prior written consent of the College Board. Client does not gain any ownership interest in the PSAT 8/9 test booklets.

5. **PSAT 8/9 Assessment Administration.** The testing period covered under this Schedule runs from September 25, 2017 to January 26, 2018. Client shall comply with the published security and administration guidelines set forth in the PSAT 8/9 Supervisor Manual and Educator Guide.

IV. LIST OF PARTICIPATING SCHOOLS

DISTRICT NAME	SCHOOL NAME	SCHOOL CODE
Broward County Public Schools	Crystal Lake Middle School	109484
Broward County Public Schools	Pompano Beach Middle School	109487
Broward County Public Schools	Margate Middle School	
Broward County Public Schools	Silver Lakes Middle School	
Broward County Public Schools	Bair Middle School	
Broward County Public Schools	Plantation Middle School	
Broward County Public Schools	West Broward High School	102181
Broward County Public Schools	Attucks Middle School	109482
Broward County Public Schools	Apollo Middle School	109473
Broward County Public Schools	Deerfield Beach Middle School	109510
Broward County Public Schools	Falcon Cove Middle School	109214
Broward County Public Schools	Driftwood Middle School	

Broward County Public Schools	Coral Springs Middle School	109505
Broward County Public Schools	Henry D Perry Middle School	
Broward County Public Schools	Forest Glen Middle School	109481
Broward County Public Schools	Indian Ridge Middle School	109348
Broward County Public Schools	Glades Middle School	109479
Broward County Public Schools	New Renaissance Middle School	109210
Broward County Public Schools	New River Middle School	109508
Broward County Public Schools	Mcnicol Middle School	
Broward County Public Schools	Lyons Creek Middle School	
Broward County Public Schools	Lauderdale Lakes Middle School	109154
Broward County Public Schools	Lauderhill 6-12	102634
Broward County Public Schools	Millennium Middle School	109200
Broward County Public Schools	Parkway Middle School	109483
Broward County Public Schools	Ramblewood Middle School	109504
Broward County Public Schools	Nova Middle School	
Broward County Public Schools	Pines Middle School	
Broward County Public Schools	Pioneer Middle School	109503
Broward County Public Schools	Sawgrass Springs Middle School	109467
Broward County Public Schools	Seminole Middle School	109507
Broward County Public Schools	Walter C Young Middle School	109208
Broward County Public Schools	Westglades Middle School	
Broward County Public Schools	Westpine Middle School	109509
Broward County Public Schools	William Dandy Middle School	109489
Broward County Public Schools	Silver Trail Middle School	109209

Broward County Public Schools	Sunrise Middle School	
Broward County Public Schools	Gulf Stream Middle School	
Broward County Public Schools	Beachside Montessori Village	109206
Broward County Public Schools	PACE Center for Girls - Broward County	102687
Broward County Public Schools	Sheridan Technical High School	102601
Broward County Public Schools	McArthur High School	101817
Broward County Public Schools	Stranahan High School	100498
Broward County Public Schools	Coconut Creek High School	101433
Broward County Public Schools	South Plantation High School	101413
Broward County Public Schools	Nova High School	100496
Broward County Public Schools	J P Taravella High School	100301
Broward County Public Schools	William T McFatter Technical High School	100344
Broward County Public Schools	Miramar High School	101172
Broward County Public Schools	Charles W Flanagan High School	101424
Broward County Public Schools	Fort Lauderdale High School	100490
Broward County Public Schools	Plantation High School	100497
Broward County Public Schools	Pompano Beach Institute of International Studies	101550
Broward County Public Schools	Hollywood Hills High School	100478
Broward County Public Schools	Northeast High School	100494
Broward County Public Schools	Marjory Stoneman Douglas High School	101348
Broward County Public Schools	Blanche Ely High School	101430
Broward County Public Schools	Coral Springs High School	100299
Broward County Public Schools	South Broward High School	100690
Broward County Public Schools	Deerfield Beach High School	100380

Broward County Public Schools	Boyd H Anderson High School	100479
Broward County Public Schools	Hallandale High School	100636
Broward County Public Schools	Western High School	100476
Broward County Public Schools	Piper High School	101646
Broward County Public Schools	Cypress Bay High School	101842
Broward County Public Schools	Cooper City High School	100286
Broward County Public Schools	Seagull Alternative High School	100503
Broward County Public Schools	Whiddon-Rogers Education Center	100482
Broward County Public Schools	Henry D Perry Education Center	100638
Broward County Public Schools	Dave Thomas Education Center West	101427
Broward County Public Schools	Atlantic Technical High School	100324
Broward County Public Schools	Monarch High School	100328
Broward County Public Schools	Broward Virtual School	100603
Broward County Public Schools	Everglades High School	101807
Broward County Public Schools	Olsen Middle School	109502
Broward County Public Schools	Coral Glades High School	100332
Broward County Public Schools	Tequesta Trace Middle School	109283
Broward County Public Schools	James S Rickards Middle School	109486
Broward County Public Schools	Annabel C Perry Elementary K-8	
Broward County Public Schools	Coral Springs Pre K-8	
Broward County Public Schools	AMIKids - Greater Fort Lauderdale	102413
Broward County Public Schools	Dillard High School	100480
Broward County Public Schools	North Lauderdale Pre K-8	109491
Broward County Public Schools	Lanier-James Education Center	100642

Broward County Public Schools	Off Campus Learning Centers	102082
Broward County Public Schools	Broward Youth Treatment Center	102692
Broward County Public Schools	Pompano Youth Treatment Center	102693

V. FEE CALCULATION FOR SERVICE AND DELIVERABLES

1. **Program Pricing.** The fee calculation for this Schedule depends solely on the total enrollment figures for the Participating Grades as indicated in the College Readiness Agreement Budget Schedule ('Budget Schedule'), the official Free and Reduced Price Lunch Program (FRPL) percentage of the Client, and the product(s) purchased by the Client. The Client acknowledges that successful implementation of the Early Participation Program is contingent on the Client requiring 100% of their high schools⁵ to participate under this Agreement. If, during the term covered by this Schedule, the College Board is furnishing other assessments to Client in addition to PSAT 8/9, or if multiple grades are being tested under this Schedule the fee calculation represents a greater discount. Please see the table below for specifics.

Free and Reduced Price Lunch (FRPL) Percentage	PSAT 8/9 and two other Suite assessments
≥ 50% and < 75%	\$6.00

Client will be charged a fixed fee based on enrollment, regardless of how many students actually take the PSAT 8/9 assessment. The enrollment and total cost indicated in the Budget Schedule are estimates; the Client will be given an opportunity to adjust and review the enrollment in the fall to determine their final fee.

2. **Changes to Enrollment.** If the Client determines, after signing this Schedule, that the enrollment figures provided herein are incorrect by more than 5% (up or down), the Client must promptly provide the College Board with the adjusted enrollment figures, and identify how and where the College Board may confirm this information. The Client shall send the updated enrollment figures and an official enrollment report or references, on official letterhead, to: PSAT 8/9, College Board, 250 Vessey Street, New York, NY 10281 no later than **October 31, 2017**.

Notwithstanding the foregoing, after the administration of the exam, the College Board may request a verification of enrollment by Participating Grade from the Client. If enrollment figures provided by the Client based on such request, differ from those provided herein, the College Board will adjust the total cost of the Schedule to account for either increases or decreases in enrollment. Additionally, in the event actual participation in a Participating Grade exceeds the Client's enrollment figures indicated herein, the Client shall remit payment to the College Board for any additional students at the full test fee of \$10.00 per student.

3. **Restrictions.** No student participating under this Agreement will be assessed an individual fee for taking the PSAT 8/9 assessment.

4. **Unused Tests.** Participating Schools will not incur unused test fees for Participating Grade(s).

⁵ The College Board acknowledges that certain schools are excluded from this requirement, which include without limitation and by way of example, schools for the severely disabled, charter schools excluded from the administrative authority of the Client, and schools primarily possessing students not enrolled to obtain a standard high school diploma.

VI. CLIENT CONTACT INFORMATION

	Primary ⁶	Data Recipient ⁷	Billing ⁸	Bulk Registration (optional) ⁹
Name:	Richard Baum	Richard Baum	Richard Baum	Richard Baum
Title:	Director of Assessment	Director of Assessment	Director of Assessment	Director of Assessment
Address:	600 Southeast 3rd Avenue	600 Southeast 3rd Avenue	600 Southeast 3rd Avenue	600 Southeast 3rd Avenue
City/State/Zip:	Fort Lauderdale, FL 33301	Fort Lauderdale, FL 33301	Fort Lauderdale, FL 33301	Fort Lauderdale, FL 33301
Phone:	7543214257	7543214257	7543214257	7543214257
Email:	richard.baum@browardschools.com	richard.baum@browardschools.com	richard.baum@browardschools.com	richard.baum@browardschools.com

⁶ This is the person to whom the College Board should direct primary communications.

⁷ This is the person to whom The College Board should send the data/data access information for this Schedule, if different from the Primary Contact.

⁸ This is the person to whom the College Board should send the invoice for this Schedule, if different from the Primary Contact.

⁹ This is the person to whom the College Board should send the bulk registration information and access code for uploading the electronic file for processing.

Budget Schedule

Product Name	Start Date	End Date	Quantity	Unit Price	Cost	Discount	Total Cost
SAT SD Fixed-Fee Without Essay - 11th Grade	July 1, 2017	June 30, 2018	18,565	\$ 46.00	\$ 853,990.00	\$ 352,735.00	\$ 501,255.00
PSAT 8/9 EPP Fixed-Fee - 8th Grade	July 1, 2017	June 30, 2018	5,000	\$ 10.00	\$ 50,000.00	\$ 20,000.00	\$ 30,000.00
PSAT 8/9 EPP Fixed-Fee - 9th Grade	July 1, 2017	June 30, 2018	18,284	\$ 10.00	\$ 182,840.00	\$ 73,136.00	\$ 109,704.00
SAT SD Central Bill Without Essay - 12th Grade	July 1, 2017	June 30, 2018	3,000	\$ 46.00	\$ 138,000.00	\$ 0.00	\$ 138,000.00

Subtotal: \$ 1,224,830.00
Total Discount: \$ 445,871.00
Total Cost: \$ 778,959.00

THE SCHOOL BOARD OF BROWARD COUNTY, FLORIDA

**DANIEL GOHL
CHIEF ACADEMIC OFFICER**

Signatures on File

DATE: August 21, 2017

TO: All Principals

FROM: Daniel F. Gohl
Chief Academic Officer

VIA: Valerie S. Wanza, Ph.D., Designee
Chief School Performance and Accountability Officer

SUBJECT: **2016 AND 2017 SAT SCHOOL DAY**

Broward County Public Schools (BCPS) offered an SAT School Day administration for the first time in 2016 to all 11th grade students at its traditional schools. This new initiative was put in place to eliminate the economic and logistical barriers that have limited students' participation in the SAT in the past. This report summarizes student participation and scores from the 2016 and the 2017 SAT School Day administrations.

Major findings include:

- **Participation in the SAT increased by 37 percentage points** (from 50% of 11th grade students in 2015 to 87% of 11th grade students in both 2016 and 2017) since the implementation of SAT School Day in 2016. The increase in participation was especially high for groups with historically low SAT participation rates: Black students, students qualifying for free or reduced-price lunch, students with limited English proficiency, and students with disabilities.
- **Over one-third of the students who hadn't yet met the graduation requirement for English Language Arts achieved a concordant score on SAT Day** (36% of 11th grade students in 2016, $n=1,863$; 44% of 11th grade students in 2017, $n=2,180$; and 34% of 12th grade students in 2017, $n=484$).
- **The overall average scores increased over the two-year period.** The average Evidence-Based Reading and Writing (EBRW) score went from 492 in 2016 to 503 in 2017, and the average mathematics score increased from 477 in 2016 to 481 in 2017.
- More than half of all 11th grade students participating in SAT School Day achieved the college-readiness benchmark score for the EBRW sub-test (53% in 2016 and 57% in 2017), while almost one-third met the benchmark for the math sub-test (31% in 2016 and 30% in 2017).

Please direct any questions or comments concerning this report to **Richard Baum, Director, Student Assessment & Research**, at 754-321-2500. This memo and report may also be accessed via the Student Assessment & Research website at <http://www.broward.k12.fl.us/sar/Releases.htm>.

VSW/DG/RGB/SLS/RAA:rs
Attachment

CC: School Board Members
Senior Leadership Team
Directors, School Performance and Accountability



Assessment Report

©2017, The School Board of Broward County, Florida
Report from the Office of the Superintendent

Number 182
August 2017

2016 and 2017 SAT School Days

The SAT, a college entrance exam offered through College Board, provides many benefits, both to students and schools. In order to increase SAT participation throughout the District, Broward County Public Schools (BCPS) partnered with College Board to provide a school day administration of the SAT to all 11th grade students enrolled in the District's traditional schools.

The District, in collaboration with high schools, pre-registered students, paid their registration fee (providing a direct cost savings of fifty-seven dollars to each student), and offered the SAT assessment during a regular school day, thus making it highly convenient for students to take the exam. Prior to the exam, students were given access to the *Official SAT Practice* online exam preparation course. The first SAT School Day took place on April 12, 2016, following a successful pilot in three high schools the year before. In 2017, BCPS held the second annual SAT School Day on April 5, and this time also invited all 12th grade students who had not yet met the English Language Arts (ELA) graduation testing requirement to participate.

SAT: Benefits to Students

The SAT is a college entrance exam accepted by all U.S. colleges. As such, many students participate to meet college entrance requirements. Additionally, various colleges and educational organizations award scholarships or grants based in part on SAT scores. Students can also use their scores to determine areas where they are ready for college-level courses and areas where they need to improve their skills and knowledge. Finally, students who did not pass the 10th grade ELA portion of the Florida Standards Assessment (FSA) can meet that graduation requirement by earning a concordant score on the Evidence-Based Reading and Writing (EBRW) section of the SAT.

SAT: Benefits to Schools

Schools have access to an online educator reporting portal that offers participation and score reports for the whole school, broken down by different demographic groups (College Board, 2015). Reports include the percent of students meeting the college readiness benchmark scores for both the EBRW and Mathematics sections of the redesigned SAT (College Board, 2016). Schools can

compare the performance of their students with students at the district and at the state level. The portal also supplies Instructional Planning reports and Question Analysis reports that allow schools to drill down to the student level on specific questions. Taken together, these reports allow for curriculum planning at the student, class, school, and district level. Additionally, schools benefit by increasing their graduation rate when students who failed to pass the 10th grade ELA portion of the FSA meet that graduation requirement by earning a concordant score on the EBRW section of the SAT.

Barriers to Taking the SAT

The SAT is typically offered on specified weekend dates seven or eight times yearly at a cost of forty-five dollars per student (for the SAT without essay) and fifty-seven dollars (for the SAT with the Essay Test). The cost, plus the need to take the SAT outside of school time—often at testing sites far from home—limits students’ ability to take the assessment. While some students from low-income families can waive the testing fee, not all are aware that they may be eligible for a waiver. Even those students who can afford to pay the registration fee or are aware that they are eligible for a fee waiver face the burden of arranging travel to and from the testing site during weekend days when many have work or family obligations. Thus, despite the benefits associated with the SAT, taking the SAT has been out of reach for many students.

Redesigned SAT

Students participating in the SAT School Day administrations took the redesigned SAT. This new version of the exam was deployed by College Board in March 2016. Changes to test construction and scoring are summarized in Table 1.

Table 1

Differences between prior SAT and redesigned SAT

	Prior SAT	Redesigned SAT (starting March 2016)
Sections	Critical Reading Writing Mathematics Essay (required)	Evidence-Based Reading & Writing Mathematics Essay (optional)
Scoring	Subtest range 200-800 Composite score range 600-2400 Essay rolled into Writing score	Subtest range 200-800 Composite score range 400-1600 Essay reported separately

Method

This report summarizes SAT data from the 2016 and 2017 SAT School Day Administrations. Eleventh grade students enrolled on the day of the exam (April 12, 2016 for 2016 and April 5, 2017 for 2017)

were included in the analysis. Additionally, 12th grade students who participated in the 2017 SAT School Day were included in the 2017 analysis. Results detail participation rates and scores Broward-wide as well as broken down by school, gender, race/ethnicity, and special student populations. These special populations include students eligible for free and reduced-price lunch (FRL), students with disabilities (SWD), gifted students, and students with limited English proficiency (LEP). The percent of students participating in the *Official SAT Practice* online course comes from a report generated by College Board. The Broward County SAT data were obtained by linking SAT scores from College Board with demographic, enrollment, and testing records from the District's data warehouse.

Data Definitions

- **Number of Linked Accounts** refers to the number of students who signed up for the *Official SAT Practice* online course between December 10, 2016 and April 8, 2017.
- **Number of Active Accounts** refers to the number of students who actively practiced SAT problems via the *Official SAT Practice* online course between December 10, 2016 and April 8, 2017.
- **Participation Rate** refers to the number of 11th grade students who took the SAT on SAT School Day divided by the number of 11th grade students enrolled on that day. Participation rate for 12th grade students in 2017 was not calculated because only 12th grade students who had not yet met the 10th grade ELA Reading graduation test requirement were invited to participate. Twelfth grade students were not invited to participate in the SAT in 2016; these students participated in the ACT.
- **EBRW Mean** refers to the average score on the Evidence-Based Reading and Writing section of the SAT. Possible scores range from 200 to 800.
- **Math Mean** refers to the average score on the Mathematics section of the SAT. Possible scores range from 200 to 800.
- **Concordant Score** refers to a score that a student may use to satisfy the 10th grade ELA FSA graduation requirement if s/he scored lower than a level 3 on the ELA portion of the FSA. Currently, a concordant score on the redesigned SAT is a score of 430 (or higher) on the EBRW section *or* a score of 24 (or higher) on the redesigned SAT Reading subtest (Florida Department of Education, 2016).
- **EBRW Benchmark** refers to the college readiness benchmark College Board put forth for the redesigned Evidenced-Based Reading and Writing section of the SAT. Students who meet the benchmark, a score of 480 on the EBRW, have a 75 percent likelihood of achieving at least a C in first-semester, credit-bearing college-level courses in history, literature, social science or writing (College Board, 2016).

- **Math Benchmark** refers to the college readiness benchmark College Board put forth for the redesigned Mathematics section of the SAT. Students who meet the benchmark, a score of 530 on the Math section, have a 75% likelihood of achieving at least a C in first-semester, credit-bearing college-level courses in algebra, statistics, precalculus, or calculus (College Board, 2016).

Results

Participation Rates

Official SAT Practice online course. Between December 10, 2016 and April 8, 2017 Broward County had a total of 32,528 linked accounts, or number of students who signed up for the *Official SAT Practice* online course. During that same time-period, 3,680 students had active accounts. That is, 3,680 actively went online to the College Board site and practiced for the SAT. Note students who took the PSAT in 10th grade were also given the opportunity to create an account for the course, thus not all students with linked accounts participated in SAT School Day. College Board reports that from December 10, 2016 through June 5, 2017 an **average of five percent of Broward test takers practiced using the Official College Board SAT online practice course.**

Comparison of SAT Day with Traditional SAT Administrations. Among 11th grade students, 87 percent in traditional BCPS schools participated in both the 2016 ($n=15,149$) and 2017 ($n=15,474$) SAT School Day Administrations (Figure 1). By comparison, 50 percent of 11th grade students ($n=10,132$) took the SAT at any time during the 2015 school year. The increase in the participation rate from 2015, when no District-wide SAT School Day was offered, to SAT School Day 2016 was especially dramatic for groups that have historically been underrepresented among SAT participants in Broward County. For example, **the percent of Black and FRL students participating more than doubled and the percent of LEP and SWD students more than tripled from 2015 to 2016.**

SAT Participation Among 11th Grade Students*

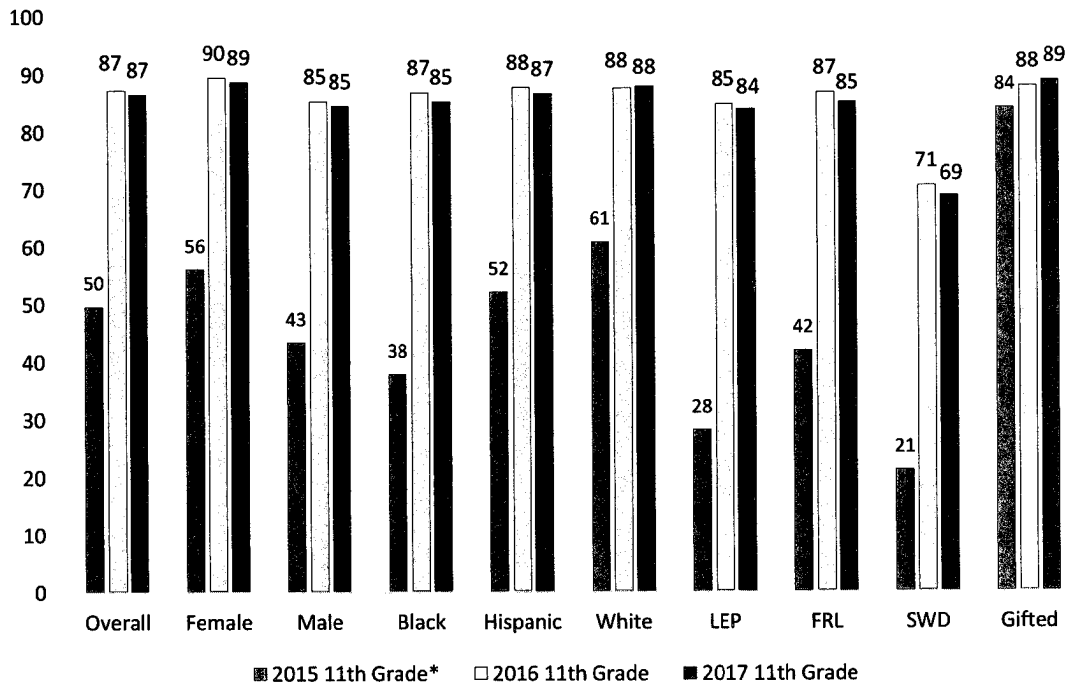


Figure 1: SAT participation among 11th grade students, 2015 through 2017

*Note: Numbers for 2015 represent the students who took the SAT at any time during school year 2014-2015 as the first District-wide SAT School Day was offered in 2016.

Participation during SAT School Days. More than 80 percent of all subgroups of 11th grade students participated in the 2016 and in the 2017 SAT School Days with one exception: Participation among students with disabilities was somewhat lower than among others (70.6% SWD vs. 89.1% Not SWD in 2016 and 68.8% SWD vs. 88.4% Not SWD in 2017).

Participation rate varied by school type. The District’s SAT School Days included students from center schools as well as traditional schools (but not charter schools). Participation among 11th grade students enrolled in center schools was lower (31.9%) than among those enrolled in traditional schools (91.2%) in 2016. A similar gap in participation between 11th grade students enrolled in center schools (31.1%) compared to traditional schools (90.0%) held in 2017 as well. School-by-school participation rates for 11th grade students are detailed in Appendix A.

Performance

Figures 2, 4, and Appendix C display SAT scores overall and by subgroup for EBRW and for Math. Appendix C includes mean scores as well as the percent that met concordance and college-ready

benchmark scores. EBRW and Math mean scores that are at least one standard deviation above the mean are displayed in green, while scores at least one standard deviation below the mean are displayed in red (there were none). Statistically significant differences by subgroup in the percentage that met concordance and the percentage that met college-ready benchmarks are displayed in orange. School-by-school measures of performance are displayed for 11th grade students in Appendix A and for 12th grade students in Appendix B.

Performance: Evidence-Based Reading and Writing (EBRW)

Mean Score. Figure 2 displays mean scores overall and by subgroup for the 2016 11th grade students, the 2017 11th grade students, and the 2017 12th grade students. The solid black line denotes the college-readiness benchmark of 480, while the dotted black line denotes the concordance score of 430.

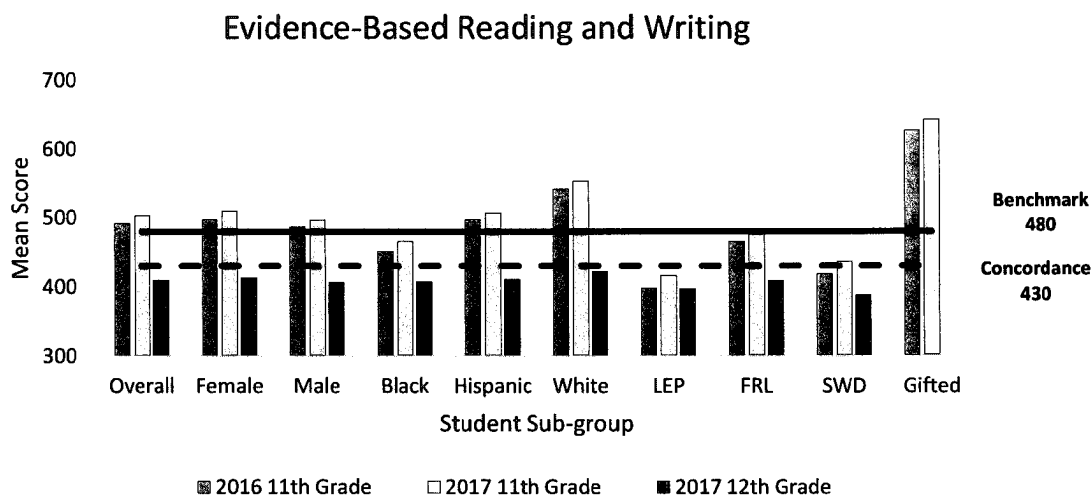


Figure 2. Evidence-Based Reading and Writing SAT mean scores by student sub-population, 2016 and 2017 SAT School Days

Eleventh Grade Students. On a scale from 200 to 800 the mean score for 11th grade students was 492 in 2016, and 503 in 2017, exceeding both the concordant score of 430 and the college-readiness benchmark of 480 in both years. The two highest-performing groups in both years were White students (2016 $m=542$; 2017 $m=553$) and gifted students (2016 $m=627$; 2017 $m=642$), with gifted students scoring more than one standard deviation above the mean score in both years. The lowest performing group in both years was LEP students (2016 $m=398$; 2017 $m=416$), although their scores did not fall one standard deviation below the overall average in either year.

Twelfth Grade Students, 2017. Twelfth grade students who had not yet met the 10th grade ELA reading test graduation requirement were invited to participate in the 2017 SAT School Day. Their overall mean score was 410 on a scale from 200 to 800. The highest performing group¹ was White students ($m=422$), while the lowest performing group was SWD ($m=388$).

Concordance Score. Over one-third of the students who had not yet met the ELA graduation testing requirement by SAT School Day met concordance via the SAT during the SAT School Day administration. Currently a score of 430 (or higher) on the EBRW section *or* a score of 24 (or higher) on the Reading subsection of the EBRW earns concordance. Of the 11th grade students who had not yet met the requirement, 36.3 percent ($n=1,863$) met the requirement on the 2016 SAT School Day and 44 percent ($n=2,180$) met the requirement on 2017 SAT School Day. Of the 1,430 12th graders who had not yet met the requirement by 2017 SAT School Day, 484 (33.8%) met concordance that day (Figure 3 and Appendix C).

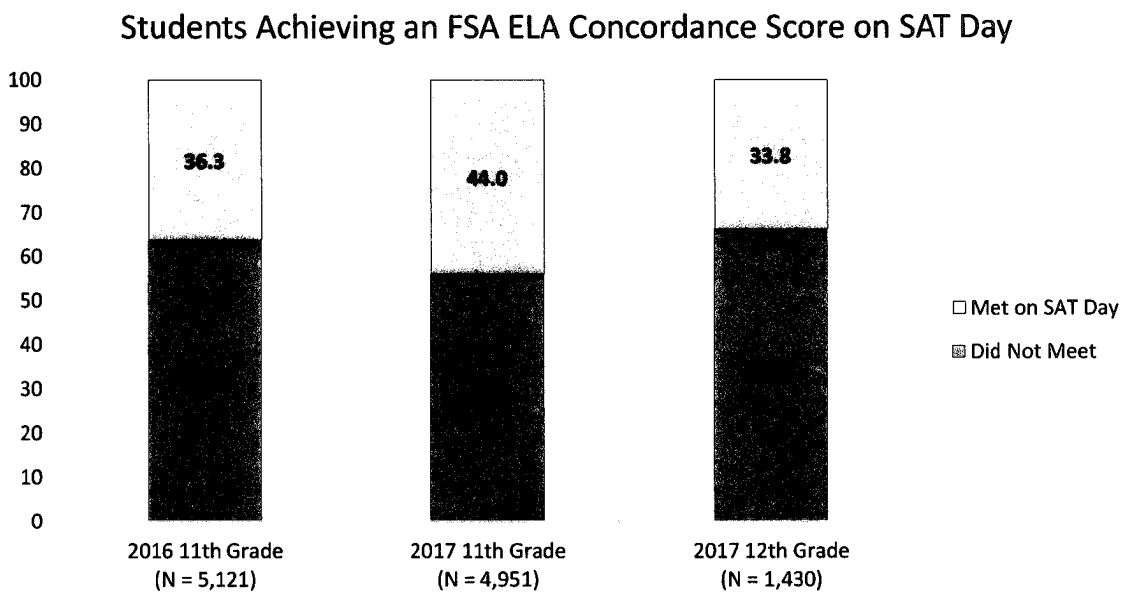


Figure 3. Percent of students not meeting ELA graduation testing requirement who achieved a concordance score on SAT Day in 2016 and 2017

There were differences by subgroup in who met concordance on SAT Day (see Appendix C; statistically significant differences highlighted in orange). Among 11th grade students in both years, female students were more likely than male students, White students were more likely than Hispanic or Black students, and gifted students were more likely than non-gifted students to meet concordance. Students eligible for free or reduced-price lunch, students with disabilities, and

¹ There were fewer than 10 Gifted students in 12th grade participating so their scores are not reported.

students with limited English proficiency were less likely than their counterparts to meet concordance. Among 12th grade students the only differences by subgroup were for students with disabilities and students with limited English proficiency who were both less likely to achieve a concordance score.

Benchmark Score. Students who meet the college-ready benchmark score for the EBRW section, a score of 480, have a 75 percent likelihood of achieving at least a C in first-semester, credit-bearing college-level courses in history, literature, social science or writing (College Board, 2016). More than half of 11th grade participants in SAT School Day met the EBRW college-ready benchmark in both years (53.4 in 2016, 57.3 in 2017). Nine percent of 12th grade students met the EBRW benchmark in 2017.

The same patterns of subgroup differences in meeting concordance emerged for meeting the college-ready benchmark. Among 11th grade students in both years, female students, White students, and gifted students were more likely to meet the benchmark than were their counterparts. Students with disabilities, students eligible for free-and-reduced-price lunch, and students with limited English proficiency were less likely than their counterparts to meet the college-readiness benchmark. Among 12th grade students the only subgroup difference was between students with disabilities and others, with students with disabilities less likely to meet benchmark than others.

Performance: Mathematics

Mean Score. Figure 4 displays mean scores overall and by subgroup for the students who participated in the 2016 and 2017 SAT School Days. The solid black line denotes the college-readiness benchmark score of 530.

Eleventh Grade Students. On a scale from 200 to 800, the mean score for 11th grade students was 477 in 2016, and 481 in 2017. Just as with EBRW, the two highest-performing groups in both years were White students (2016 $m=524$; 2017 $m=530$) and gifted students (2016 $m=622$; 2017 $m=629$), with gifted students scoring more than one standard deviation above the mean score in both years. The lowest performing group in both years was LEP students (2016 $m=404$; 2017 $m=417$), although their mean scores did not fall one standard deviation below the overall average in either year.

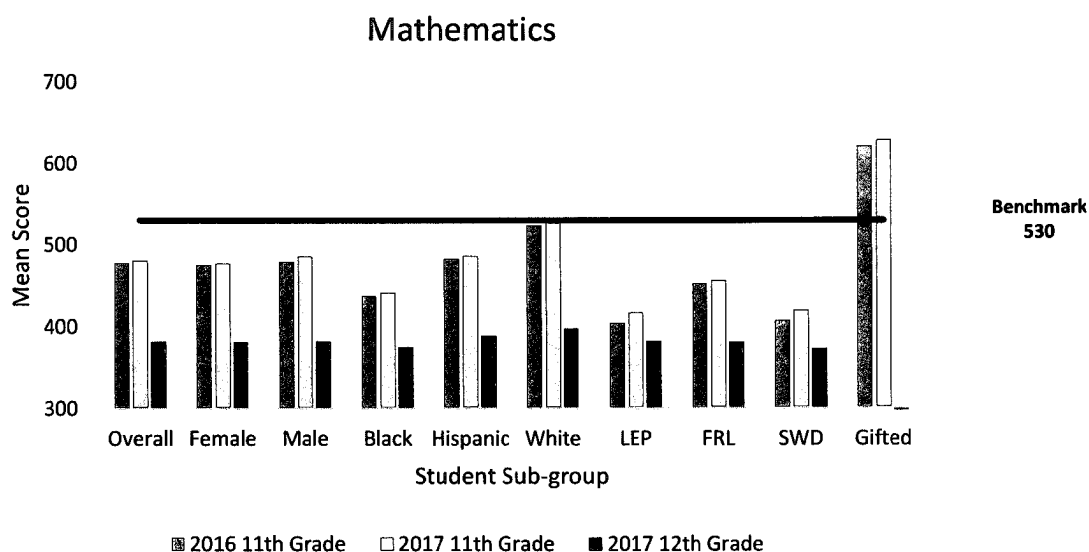


Figure 4. Mathematics SAT mean scores by student sub-population, 2016 and 2017 SAT School Days

Twelfth Grade Students, 2017. As noted above, twelfth grade students who had not yet met the 10th grade ELA graduation testing requirement were invited to participate in the 2017 SAT School Day. Their overall mean Math score was 382 on a scale from 200 to 800. The highest performing group² was White students ($m=397$), while the lowest performing group was Students with Disabilities ($m=373$).

Benchmark Score. Students who meet the Math college-ready benchmark score, a score of 530, have a 75 percent likelihood of achieving at least a C in first-semester, credit-bearing college-level courses in algebra, statistics, precalculus, or calculus (College Board, 2016). Just under a third of 11th grade students (30.5% in 2016; 30.0% in 2017) scored at or above the Math benchmark in both years. Just one percent of 12th grade students in 2017 met the Math benchmark.

Among 11th grade students in both years, male students, White students, and gifted students were more likely to meet the math benchmark than were their counterparts. Students with disabilities, students eligible for free or reduced-price lunch, and students with limited English proficiency were less likely than their counterparts to meet the math benchmark. This pattern in subgroup differences was the same for math and EBRW with the exception of the gender difference. While female students in the 11th grade scored higher on the Evidence-Based Reading and Writing section of the SAT, male students scored higher on the math section.

² There were fewer than 10 Gifted students in 12th grade participating so their scores are not reported.

Summary

BCPS hosted its first SAT School day for all 11th grade students in traditional BCPS schools in 2016. In 2017, 12th grade students who had not met the 10th grade ELA graduation testing requirement were also invited to participate. All students were offered the *Official SAT Practice* online course to help them prepare for the exam. According to College Board, five percent of test takers actively participated in the course.

Participation in the SAT increased by 37 percentage points since the implementation of SAT day in 2016. Eighty-seven percent of enrolled 11th grade students participated in the SAT School Day in both 2016 and 2017. The year prior to BCPS launching the SAT School Day (2015), 49.7 percent of 11th grade students took the SAT at any time during the school year. The increase in participation was especially high for groups with historically low SAT participation rates. **The advent of SAT School Day dramatically narrowed or, in some cases, eliminated the participation gap between Black students, students eligible for free and reduced-price lunch, students with disabilities, and students with limited English proficiency and their counterparts.** Participation varied by school type, with students from centers less likely to participate than students from traditional schools.

Over one-third of the students who hadn't yet met the ELA graduation testing requirement achieved a concordant score on SAT Day. Thirty-six percent of 11th grade students in 2016, 44 percent of 11th grade students in 2017, and 34 percent of 12th grade students in 2017 fulfilled this requirement on SAT School Day.

The overall average scores increased over the two-year period. The average Evidence-Based Reading and Writing (EBRW) score went from 492 in 2016 to 503 in 2017, and the average mathematics score increased from 477 in 2016 to 481 in 2017.

Just over half of 11th grade students reached the EBRW college-ready benchmark in both 2016 and 2017, while just under a third of 11th grade students met the college-ready math benchmark in 2016 and 2017. Nine percent of 12th grade students in 2017 met the EBRW college-ready benchmark, while one percent of 12th grade students met the math college-ready benchmark.


Discussion

There are many reasons for schools to encourage students to participate in SAT School Day. SAT School Days offer free and convenient access to a popular college entrance exam accepted by all U.S. colleges. The school-day administrations of the SAT are designed to eliminate economic and logistical barriers to participation that have traditionally limited many students' ability to take this

exam. Students who participate in SAT School Day can use their results to meet college entrance requirements and to apply for scholarships and grants. Students who have not yet met the ELA graduation testing requirement can meet that requirement by earning a concordant score on the SAT. Finally, educators can use the results from the SAT School Day to guide instruction by identifying existing strengths and weaknesses in their curriculum in English, reading, writing and mathematics. The online educator reporting portal that accompanies the redesigned SAT allows educators to tailor reports to the school, class and student level.

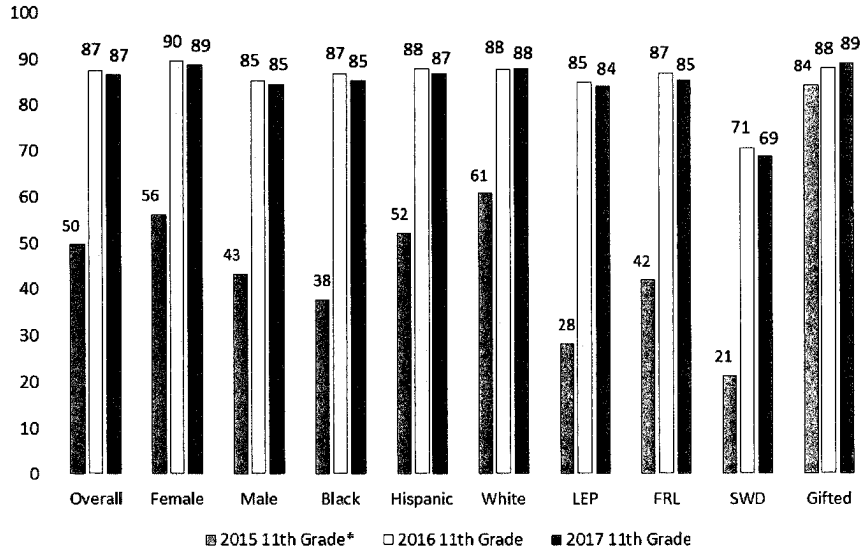
School administrators can use the information in Appendices A and B to evaluate their school's level of participation and their students' performance on the Evidence-Based Reading and Writing and the Mathematics sections of the SAT. Administrators and educators at schools with lower than average mean scores on either section can use these results to inform their curriculum, instruction, and enrichment programs in order to best serve their students.

Schools can boost their students' performance on the SAT by encouraging them to practice for the SAT using online preparation tools available free of charge to all students. College Board offers great tools to prepare students for the SAT, yet few students take advantage of them. From December of 2016 to June of 2017 only five percent of test takers practiced for the SAT using College Board's *Official SAT Practice* online course (see satpractice.org). These materials are customized based on a student's results on the PSAT (which all students take in the 10th grade) and SAT. Promoting early preparation and practice is especially important among groups such as students with limited English proficiency, students with disabilities, and Black students who fared poorer on the SAT School Day administrations than did others. Schools could dedicate a class session or hold an assembly to demonstrate how students can access and use the *Official SAT Practice* materials. See <https://collegereadiness.collegeboard.org/sat/k12-educators/advising-instruction/practice-resources> for suggestions on how to encourage your students to practice for the SAT.



- The first SAT School Day was held in 2016.
- Overall participation increased from 50% in 2015 to 87% in both 2016 and 2017.
- The participation gap was virtually eliminated for all groups except for students with disabilities, whose gap dramatically decreased.

SAT Participation Among 11th Grade Students*



*Note: 2015 represents any SAT taken during the school-year.

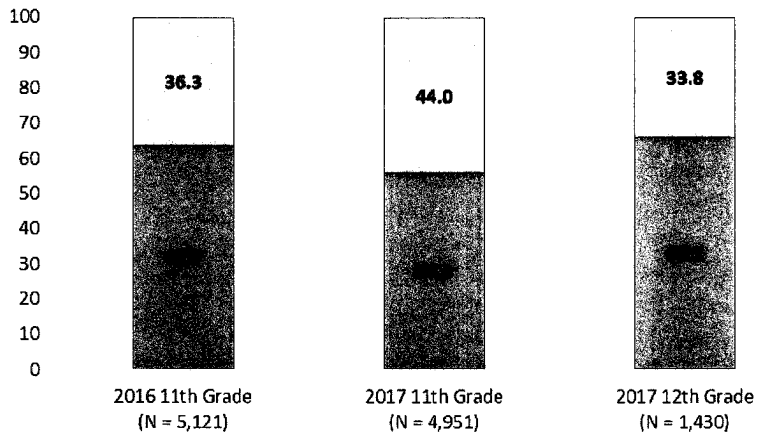
SAT Performance

- The overall average scores increased over the two-year period. The Evidence-Based Reading and Writing (EBRW) score went from 492 in 2016 to 503 in 2017, and the math score increased from 477 in 2016 to 481 in 2017.
- Just over half of 11th grade test takers met the college readiness benchmark for EBRW, and just under a third met the benchmark for Math in both years.



- Over one-third of all students taking the SAT to achieve concordance were successful:
- 36% of 11th graders in 2016
 - 44% of 11th graders in 2017
 - 33% of 12th graders in 2017

Percent of Students Achieving a Concordance Score on SAT School Day



■ Did Not Meet □ Met on SAT Day

Additional Resources

- Detailed school-by-school results: <http://www.broward.k12.fl.us/sar/Releases.htm>
- Information on the SAT: <http://www.collegeboard.org>



Professional Development and Support from Secondary Learning and College Board
Addressing Alignment of PSAT to EOC and FSA

2016-2017

September 7th, 2016 SubCadres; Algebra and Geometry Teachers, and an administrator from each school

- Plantation (Coconut Creek, Coral Glades, Coral Springs, Douglas, Lauderhill 6-12, Monarch, Piper, Plantation, South Plantation, Taravella)
- West Broward (Cooper City, Cypress Bay, Everglades, Flanagan, Miramar, West Broward, Western)

September 14th, 2016 SubCadres; Algebra and Geometry Teachers, and an administrator from each school

- Ft. Lauderdale High (Blanche Ely, Pompano Beach, Boyd Anderson, Deerfield, Dillard Fort Lauderdale, Northeast, Stranahan)
- McArthur High (Hallandale, Hollywood Hills, McArthur, Nova, South Broward)

September 27th, 2016

- Whiddon Rodgers, Seagull, Pine Ridge, Dave Thomas, Cypress Run, Perry Education Center-formerly Hallandale Adult, Lanier James.

October 4th, 2016 SubCadres: ELA and Reading Teachers, and an administrator from each school

- Two separate locations with all schools attending
- Overview of SAT/PSAT/FSA/LAFS correlation of standards

January 10th, 2017 SubCadres: ELA and Reading Teachers, and an administrator from each school

- Two separate locations with all schools attending
- Detailed analysis of the PSAT data in alignment with FSA/LAFS; College Board representative demonstrating access for digging deeper into PSAT reporting system.

February 2nd, 2017 Piper High School: ELA and Reading Teachers, and Literacy Coach

- School data specific correlations for PSAT/FSA/LAFS in relation to HMH Collections student activities

March 2nd, 2017 Plantation High School: ELA and Reading Teachers, and Literacy Coach

- School data specific correlations for PSAT/FSA/LAFS in relation to HMH Collections student activities

Note: The October, 2016 High School Sub-Cadres for ELA were cancelled due to Hurricane Matthew.

September 2016- Secondary Mathematics and the College Board ran concurrent sessions at several sites on three separate dates in September 2016. Representatives from the College Board were at each site and began with a presentation that focused primarily on the PSAT 8/9, the PSAT/NMSQT, and SAT. Since the students had not taken the PSAT/SAT yet, the College Board sessions primarily focused on preparing for the tests, content and reporting, as well as creating accounts in Khan Academy to focus on topics that require additional support according to scores.

During these September Sub-Cadres, Secondary Mathematics followed the College Board Presentation and began with a focus on the alignment between topics/standards from PSAT and EOC. Participants from the high schools engaged in activities that highlighted the connection between Algebra and the PSAT topics. The objective was for teachers to walk away



Professional Development and Support from Secondary Learning and College Board **Addressing Alignment of PSAT to EOC and FSA**

2016-2017

with a crosswalk of topics as well as correlated curricular resources to implement in the classroom. The idea was to understand that success on PSAT topics and EOC topics are not mutually exclusive and that there is a high correlation to success on both exams. One such activity asked participants to sort PSAT and EOC sample questions. After careful analysis and in-depth conversation, teachers and administrators came to the conclusion that there was little to no difference in the content of the questions, merely the question types. Teachers came to understand that they did not need to "switch gears" after the PSAT, that the PSAT was, in fact an interim measure and predictor of success as well as a source of formative data. Providing data to instruct remediation and enrichment on topics indicated by the PSAT in preparation for the Algebra EOC, Geometry EOC, and eventually the SAT.

February 8th, 2017 SubCadres; Algebra and Geometry Teachers, and an administrator from each school attended.

- **Cypress Bay (15 High Schools)**
- **Nova High(15 High Schools)**
- **February 8, 2017-** Secondary Mathematics and the College Board ran two concurrent sessions at two sites February 8th, 2017. Again, College Board began the presentation. This time, however, the focus was mainly on score reporting and how to access and interpret scores through the portal, as well as how to use Khan Academy and College Board resources to increase student learning in areas as indicated by score reports. Secondary Mathematics continued to show the alignment between PSAT Topics and Algebra Standards. Teachers were able to use student data from PSAT to implement a plan to target Algebra topics and access such resources as CPALMS and MathNation through the crosswalk to build individual and/or whole group lessons, depending on achievement. The objective of the February session was to enable teachers to plan for high quality classroom instruction by using the PSAT reports as formative data.

October 2016 & January 2017- During the 2015-2016 school year, it became clear that the district now had sufficient data to analyze correlations between the PSAT (fall of 10th grade) and the FSA (spring of 10th grade). Upon seeing a consistent correlation, the Secondary ELA department began to chart information showing the 9th grade performance on the FSA in the spring to the 10th grade performance that Fall with the same cohort, then into the spring 10th grade on the FSA. Patterns of scores became evident. Utilizing this information, Secondary ELA and the College Board ran multiple interactive sessions with high school principals and teachers at the High School Sub Cadre Meetings with the goal of demonstrating the alignment of the two assessments and the Curriculum Pathways developed within the department. Participants were taken through the data dashboards, connected the PSAT and FSA reporting categories,



Professional Development and Support from Secondary Learning and College Board
Addressing Alignment of PSAT to EOC and FSA

2016-2017

and aligned both to district curriculum. The end result was a streamlined alignment of formative assessment to instruction to summative assessment as a complete learning cycle.

Due to Hurricane Matthew, the October High School Sub-Cadre Meetings for Secondary ELA were cancelled. Secondary ELA scheduled individual visits to high schools to continue the presentation of alignment between curriculum, PSAT, and FSA. Teachers were instructed on accessing student data, and more importantly, using that data to inform instruction in the ELA classroom. Multiple schools were included and the resources were posted in the Secondary ELA SharePoint for easy accessibility.

In addition to the above mentioned large group professional development, instructional specialists from Secondary Learning also responded to individual school requests for support in aligning PSAT data to instruction to better prepare students for success in Algebra 1, Geometry, and English Language Arts